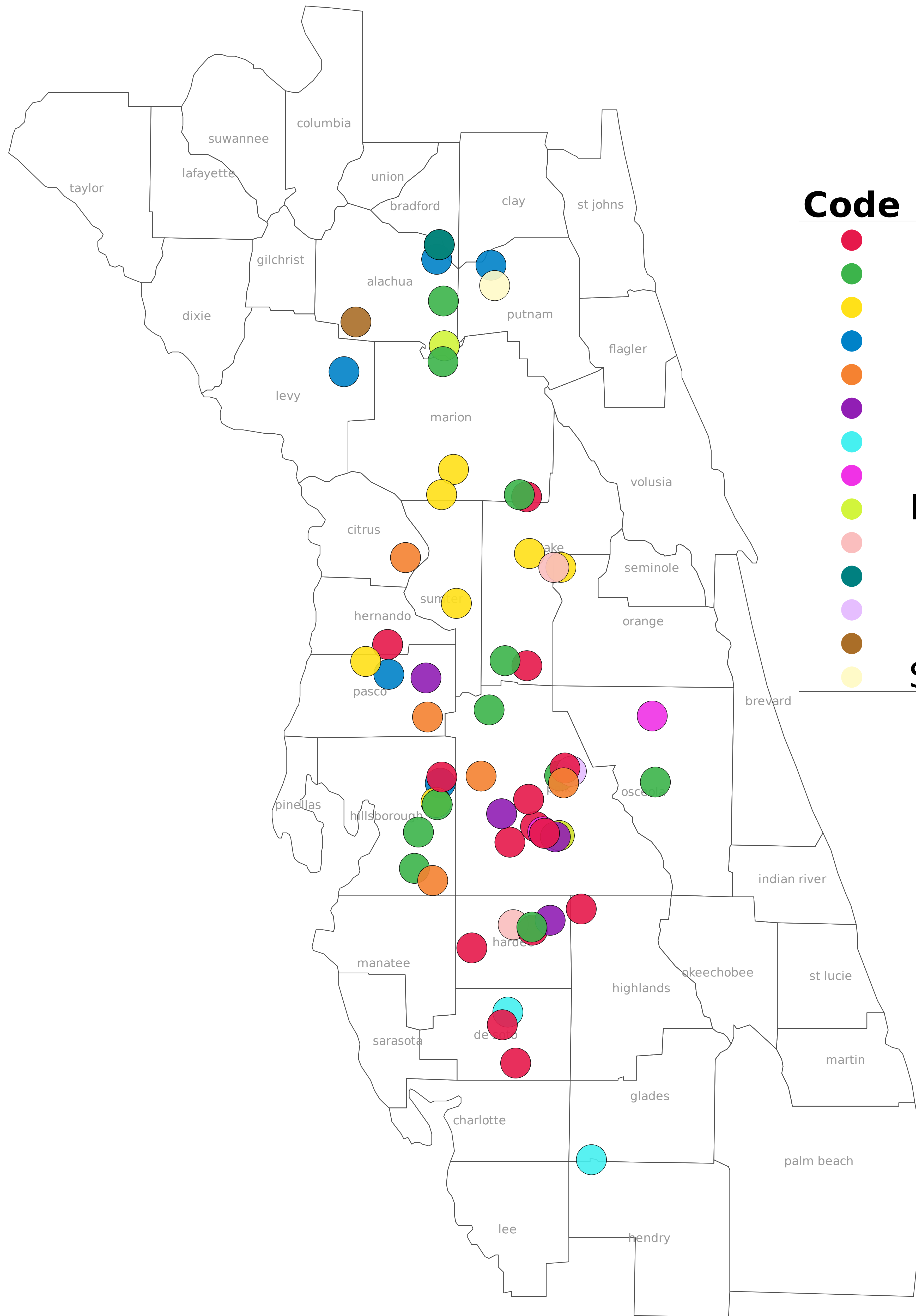
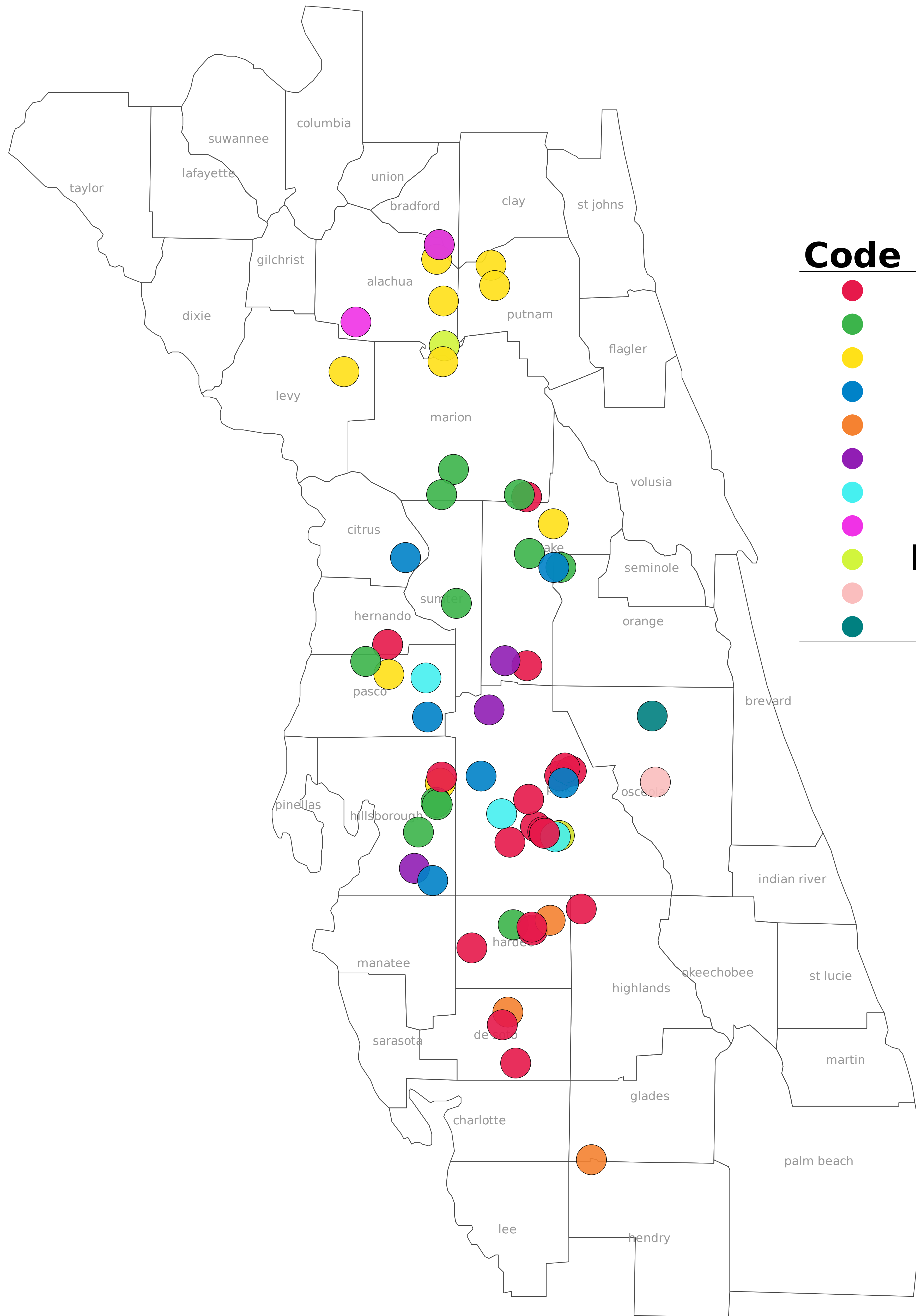


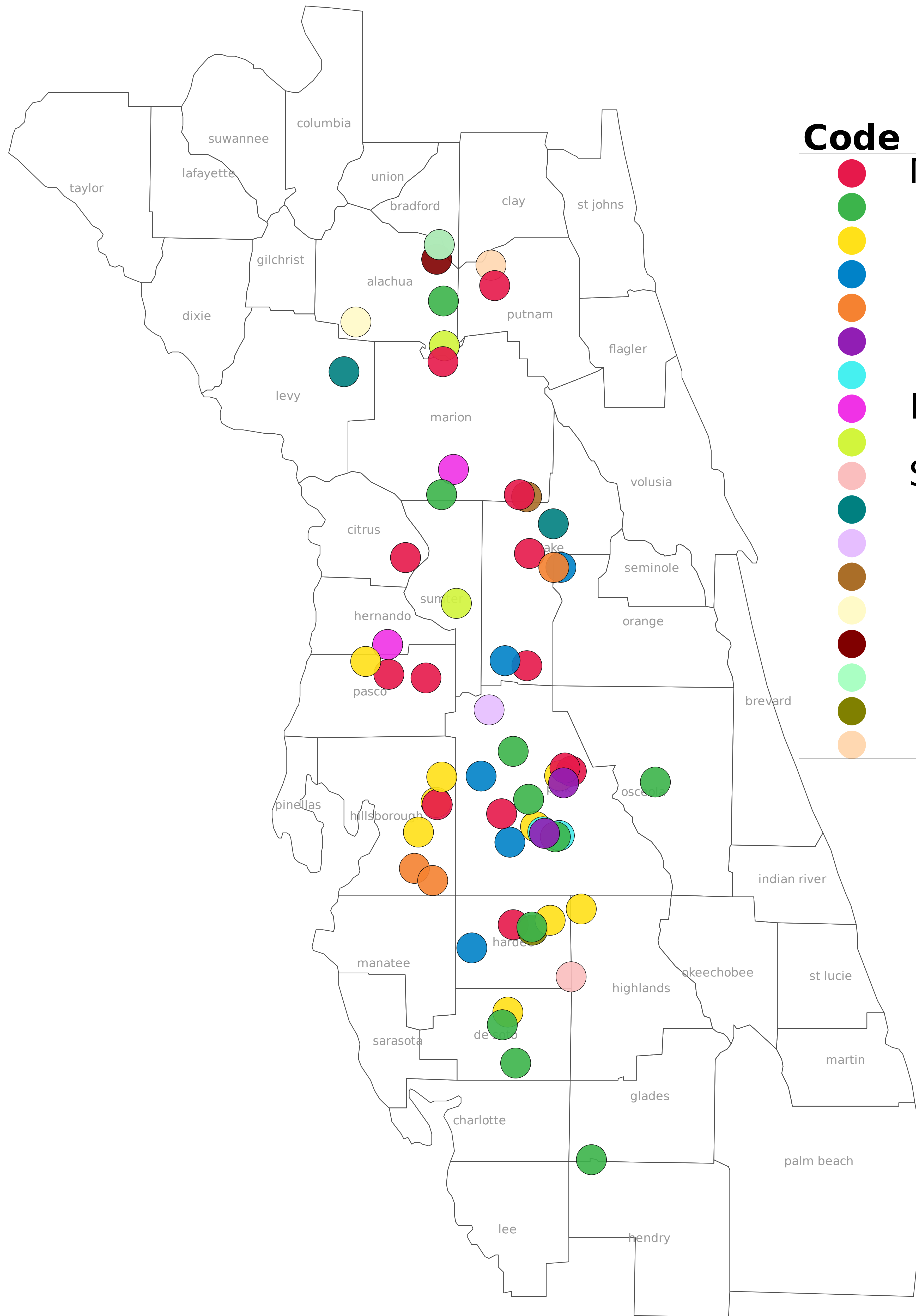
| <b>County</b> | <b>Farms</b> | <b>Acreage</b> |
|---------------|--------------|----------------|
| Polk          | 17           | 1260.5         |
| Lake          | 6            | 363.0          |
| Alachua       | 5            | 956.0          |
| Hardee        | 5            | 620.0          |
| Hillsborough  | 5            | 337.5          |
| Pasco         | 4            | 228.0          |
| DeSoto        | 3            | 234.0          |
| Highlands     | 3            | 520.0          |
| Marion        | 3            | 82.0           |
| Hernando      | 2            | 114.0          |
| Orange        | 2            | 115.0          |
| Osceola       | 2            | 47.0           |
| Putnam        | 2            | 158.0          |
| Sumter        | 2            | 62.5           |
| Citrus        | 1            | 40.0           |
| Hendry        | 1            | 30.0           |
| Levy          | 1            | 40.0           |
| <b>Total</b>  | <b>64</b>    | <b>5207.5</b>  |



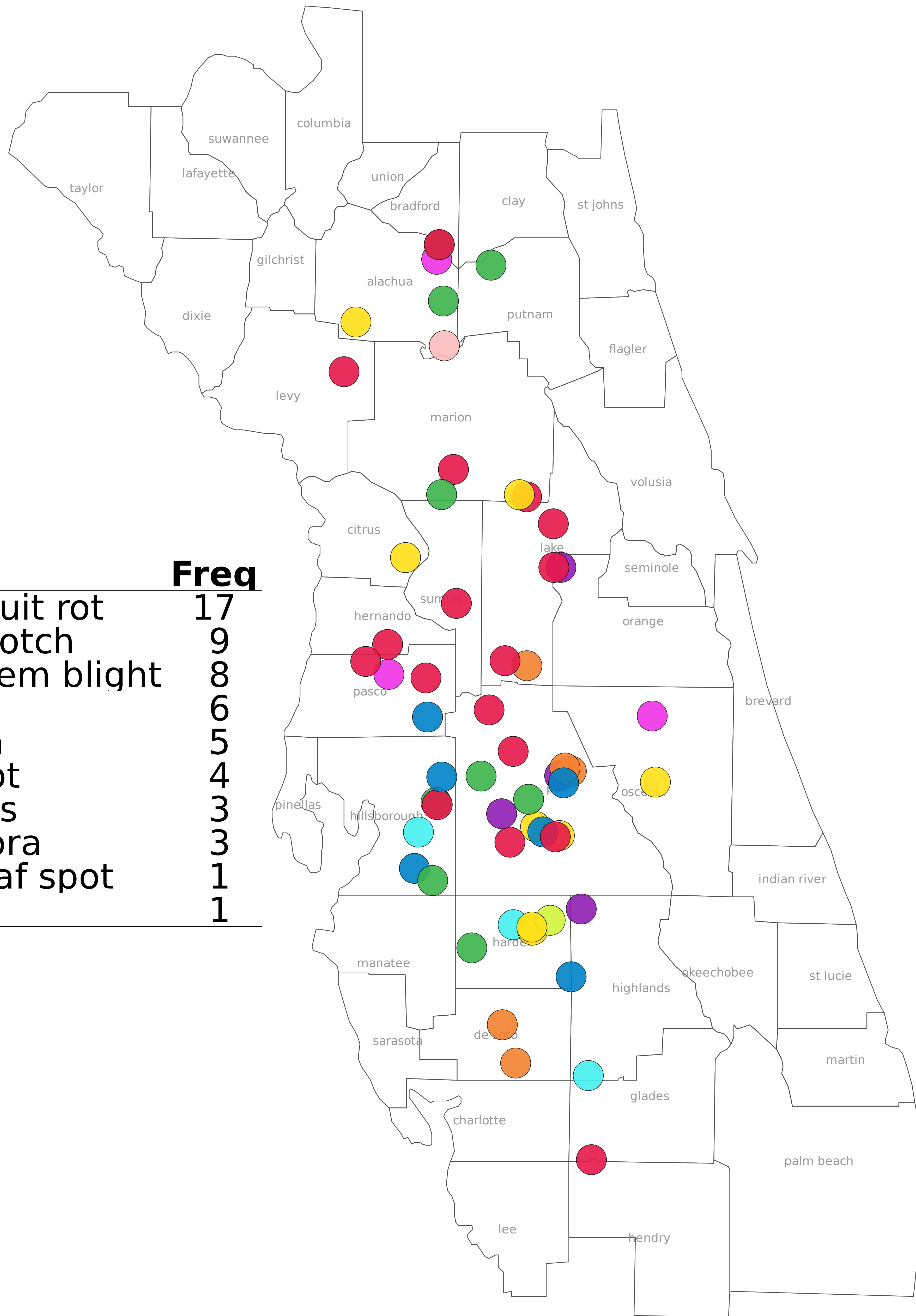
| Code | Variety     | Frequency |
|------|-------------|-----------|
| ●    | Arcadia     | 15        |
| ●    | Chickadee   | 12        |
| ●    | Emerald     | 7         |
| ●    | Farthing    | 5         |
| ●    | Jewel       | 5         |
| ●    | Winter Bell | 4         |
| ●    | Avanti      | 2         |
| ●    | Kestrel     | 2         |
| ●    | Primadonna  | 2         |
| ●    | Springhigh  | 2         |
| ●    | Colossus    | 1         |
| ●    | Optimus     | 1         |
| ●    | Patrecia    | 1         |
| ●    | Snowchaser  | 1         |



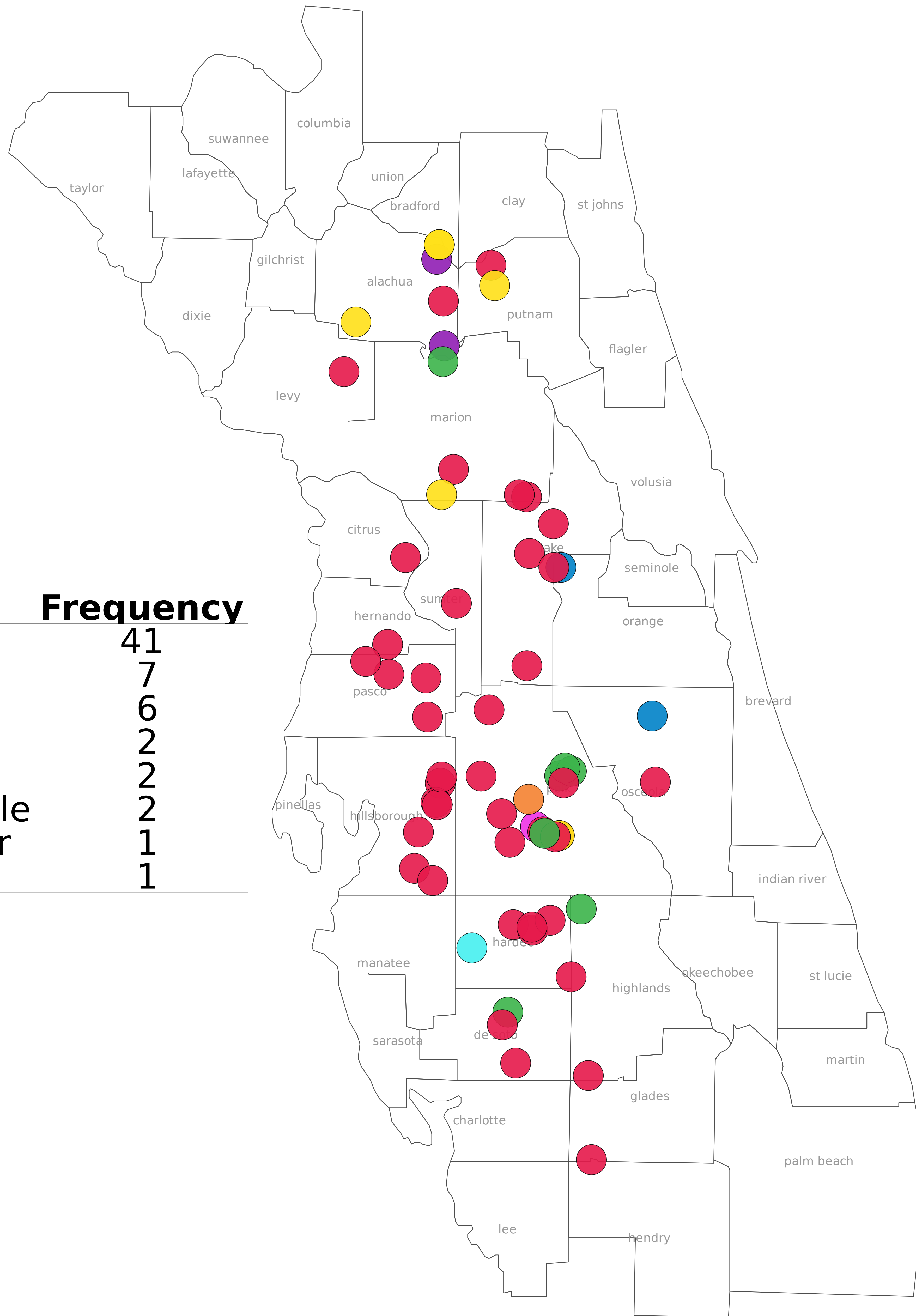
| Code | Variety     | Frequency |
|------|-------------|-----------|
| ●    | Arcadia     | 19        |
| ●    | Emerald     | 12        |
| ●    | Farthing    | 9         |
| ●    | Jewel       | 6         |
| ●    | Avanti      | 3         |
| ●    | Chickadee   | 3         |
| ●    | Winter Bell | 3         |
| ●    | Patrecia    | 2         |
| ●    | Primadonna  | 2         |
| ●    | Endura      | 1         |
| ●    | Kestrel     | 1         |



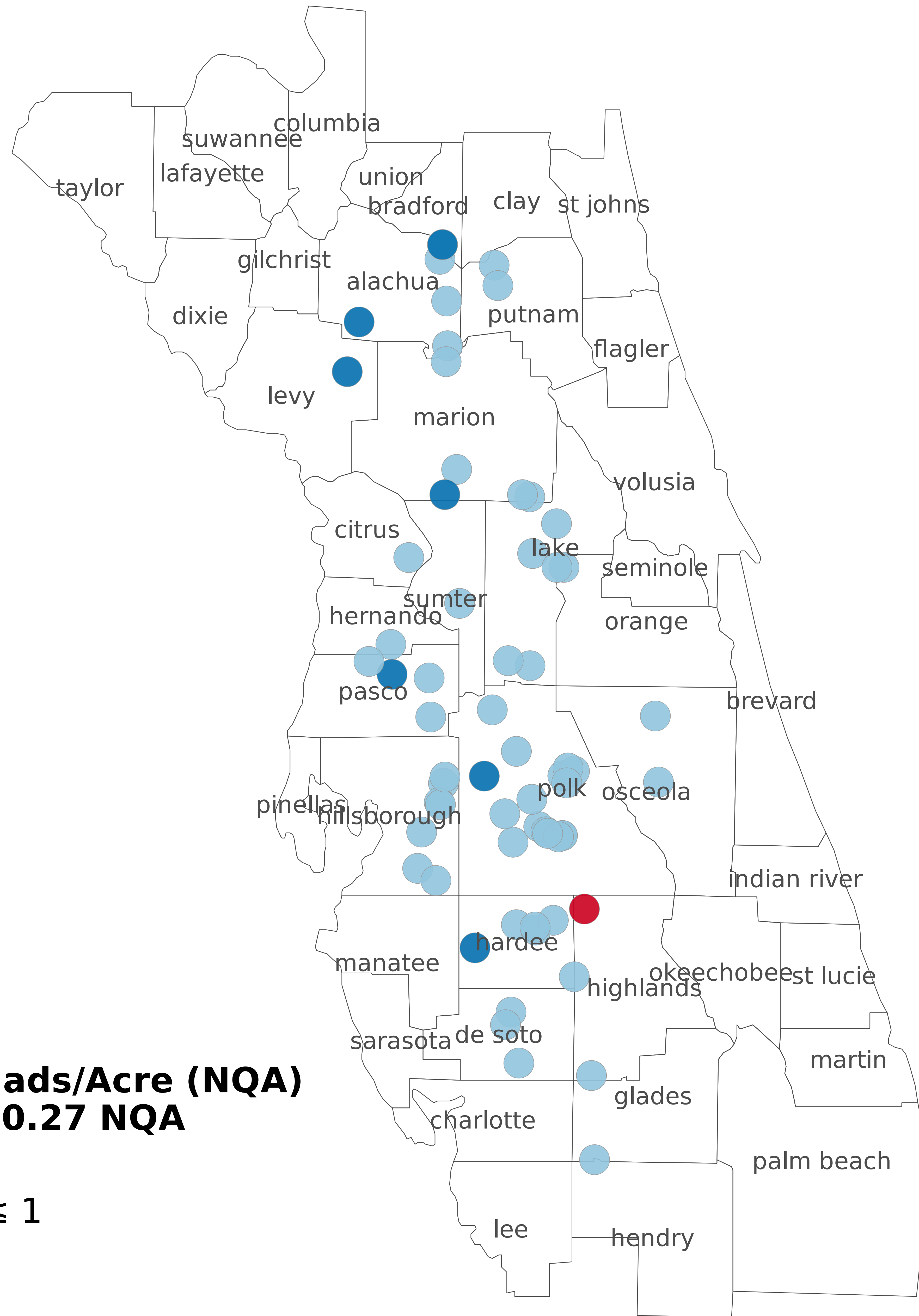
| Code | Variety     | Frequency |
|------|-------------|-----------|
| ●    | Meadowlark  | 14        |
| ●    | Kestrel     | 10        |
| ●    | Chickadee   | 9         |
| ●    | Springhigh  | 5         |
| ●    | Emerald     | 3         |
| ●    | Flicker     | 2         |
| ●    | Jewel       | 2         |
| ●    | Primadonna  | 2         |
| ●    | Scintilla   | 2         |
| ●    | Snowchaser  | 2         |
| ●    | Sweetcrisp  | 2         |
| ●    | Arcadia     | 1         |
| ●    | Avanti      | 1         |
| ●    | Colossus    | 1         |
| ●    | Indigocrisp | 1         |
| ●    | Magnus      | 1         |
| ●    | Optimus     | 1         |
| ●    | Star        | 1         |



| Code | Disease                    | Freq |
|------|----------------------------|------|
| 17   | anthracnose fruit rot      | 17   |
| 9    | algal stem blotch          | 9    |
| 8    | Botryosphaeria stem blight | 8    |
| 6    | rust                       | 6    |
| 5    | Ralstonia                  | 5    |
| 4    | target spot                | 4    |
| 3    | Phomopsis                  | 3    |
| 3    | Phytophthora               | 3    |
| 1    | anthracnose leaf spot      | 1    |
| 1    | Xylella                    | 1    |

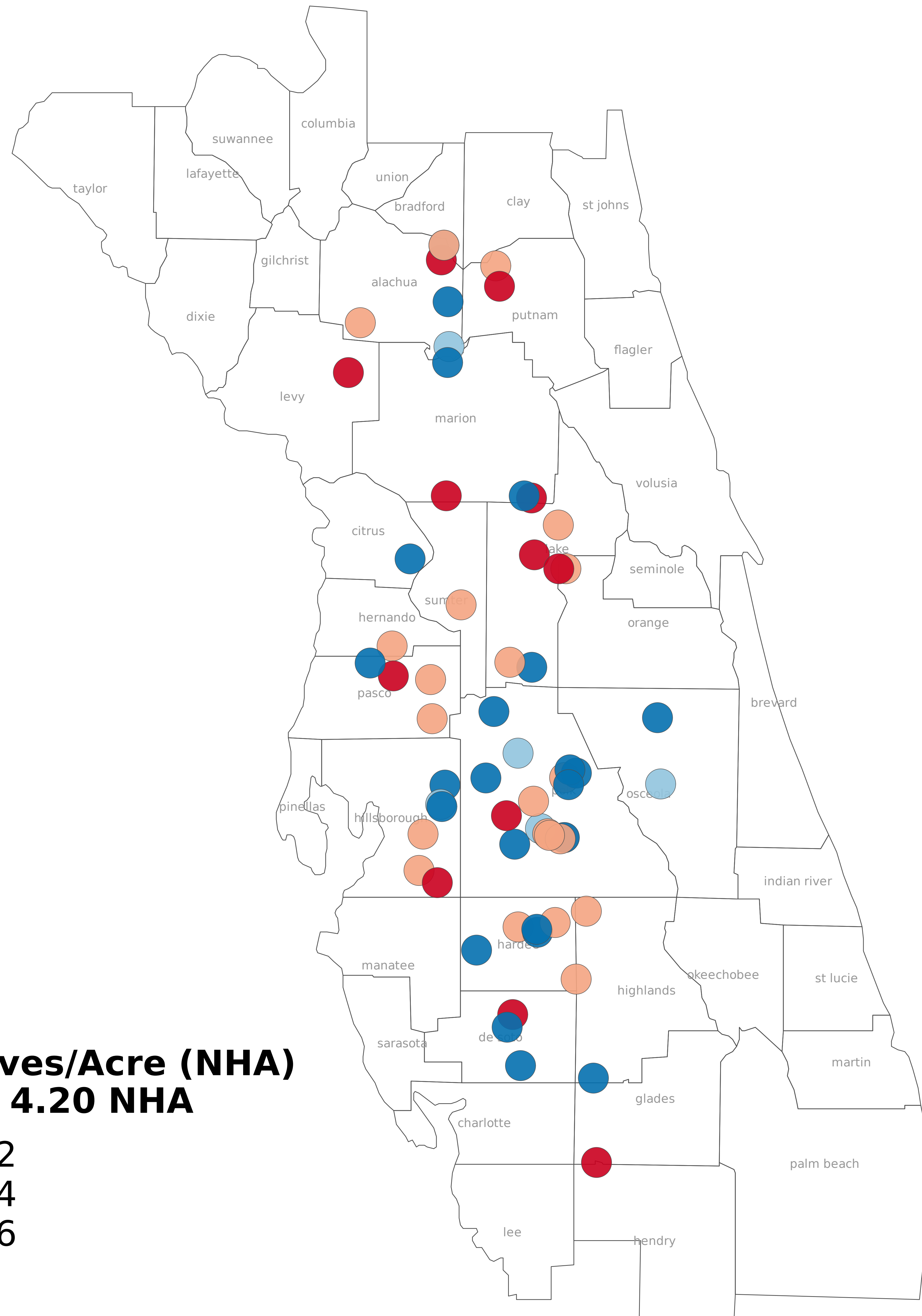


| Code | Insect             | Frequency |
|------|--------------------|-----------|
| ●    | chilli thrips      | 41        |
| ●    | mites              | 7         |
| ●    | gall midge         | 6         |
| ●    | Diaprepes          | 2         |
| ●    | scale              | 2         |
| ●    | stem boring beetle | 2         |
| ●    | flatheaded borer   | 1         |
| ●    | white flies        | 1         |



**Number of Quads/Acre (NQA)**  
**FL Average = 0.27 NQA**

- NQA ≤ 0.5
- 0.5 < NQA ≤ 1
- NQA > 1



**Number of Hives/Acre (NHA)**  
**FL Average = 4.20 NHA**

- 0 < NHA ≤ 2
- 2 ≤ NHA < 4
- 4 ≤ NHA < 6
- NHA ≥ 6